








HRÁTKY S TVARY – didaktické pomůcky, které snadno vyrobíte doma a pracovní listy k vytištění




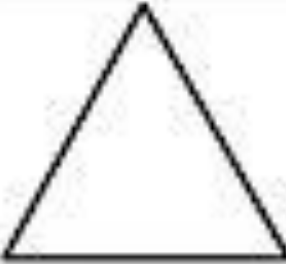
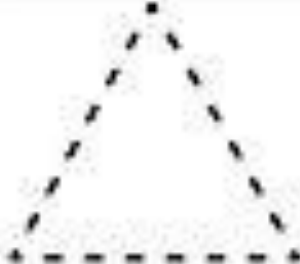














Name: _____

Color, Trace and Connect

Say the name of each shape. Next, color, trace, and then connect the dots to complete the shape.

MEHO:

Vyfarbi geometrické tvary:

